

# HOME COLLECTION

2026

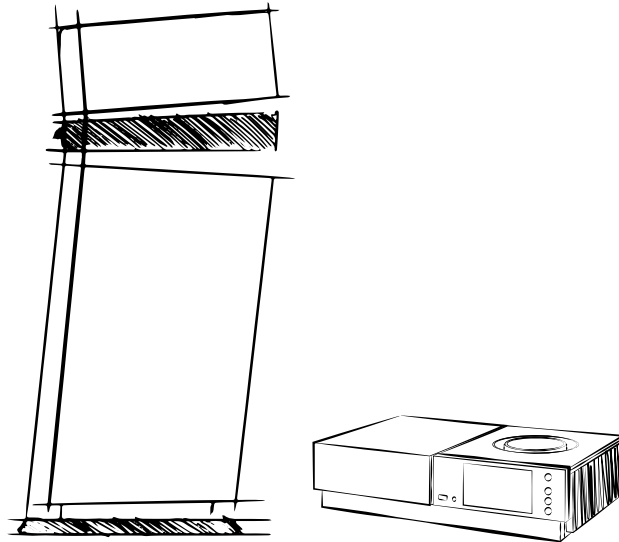


CONNECTED, ACOUSTIC  
AND HOME CINEMA LOUDSPEAKERS

 **FOCAL**<sup>®</sup>

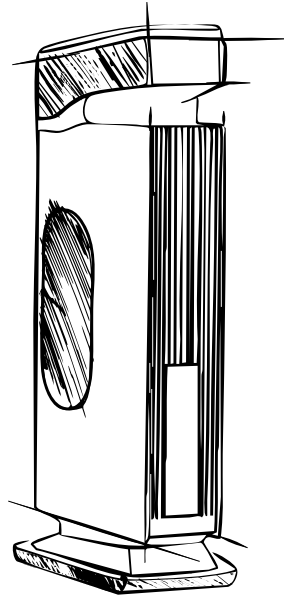


For more than four decades, Focal has created speaker drivers and high-end loudspeakers that deliver a unique sound. Our brand values are innovation and performance; excellence and pleasure. We are globally renowned for our exclusive technologies. The result of this technological heritage is class-leading products offering a natural, authentic performance, imbued with clarity and power. With our collection of acoustic, connected and Home Cinema loudspeakers, we bring you excellent listening quality through solutions with exceptional design.



# PASSIVE SPEAKERS

These require an external amplifier to function. The amplifier powers the speakers through cables and allows you to adjust the sound to suit your preferences. This is the classic choice for audiophiles, as it offers great flexibility in setting up and customising your sound system.



# ACTIVE SPEAKERS

These have a built-in amplifier in each speaker. You simply need to connect them to an audio source (smartphone, turntable, TV, etc.) and they're ready to go. This is an ideal solution for those seeking excellent sound without additional equipment and a user-friendly setup.

---

## ALL-IN-ONE SYSTEMS

**01.**

DIVA UTOPIA

9



**02.**

MU-SO HEKLA

17

---

## ACOUSTIC & HOME CINEMA SPEAKERS

**03.**

UTOPIA

23



**04.**

SOPRA

33



**05.**

KANTA

39





**06.**  
ARIA EVO X

45

**07.**  
THEVA

51



**08.**  
SUBWOOFERS

59

**09.**  
ASTRAL 16

61



---

**01.**

# DIVA UTOPIA

## THE NEXT GENERATION HI-FI

The Diva Utopia range brings together the best of Focal acoustics and Naim electronics in all-in-one solutions with a unique design. These Hi-Fi wireless speakers integrate powerful amplifiers, provide access to numerous streaming services, offer extensive connectivity, and are easily controlled via smartphone, remote control, or voice assistants. The sound quality, elevated by the Ultra Wideband technology, propels Hi-Fi into a new dimension.

---



— 9 — FOCAL | DIVA UTOPIA

# KEY POINTS



'W'  
sandwich cone



'M'-profile  
beryllium tweeter



Naim Class AB  
amplification



Ultra Wideband  
technology



Focal & Naim  
ecosystem





















Wider  
connectivity

























## DIVA MEZZA UTOPIA

<b>Type</b>	3-way bass-reflex active floorstanding
<b>Speaker drivers</b>	Bass: 4 x 'W' 8" (20.5cm) push-push configuration Midbass: 'W' 6½" (16.5cm) with TMD® surround and NIC motor Tweeter: IAL2 1¼" (27mm) pure beryllium 'M'-shaped inverted dome
<b>Bandwidth (+/-3dB)</b>	25Hz - 40kHz
<b>Low-frequency cut-off (-6dB)</b>	22Hz
<b>Maximum volume (per pair)</b>	120dB SPL (@ 1m)
<b>Amplification power per speaker driver</b>	LF: 280W Class AB - MF: 130W Class AB - HF: 90W Class AB
<b>Power supply</b>	110-120V/220-240V ~ 50/60Hz
<b>Inputs</b>	     
<b>Audio formats</b>	<ul style="list-style-type: none"> <li>- WAV, FLAC and AIFF - up to 24bits/384kHz</li> <li>- ALAC (Apple Lossless Audio Codec) - up to 24bits/384kHz</li> <li>- MP3 - up to 48kHz/ 320kbits (16bits)</li> <li>- AAC - up to 48kHz/ 320kbits (16bits)</li> <li>- OGG and AAC - up to 48kHz (16bits)</li> <li>- DSD64 and DSD128</li> <li>- Bluetooth® - aptX™ Adaptive, SBC, AAC</li> </ul>
<b>Multiroom</b>	Sync up to 32 Focal & Naim streaming devices and control them from the Focal & Naim app
<b>Wireless streaming features</b>	       
<b>Music streaming services via the Focal &amp; Naim app</b>	  
<b>Wireless connection</b>	UWB 96kHz/24bits
<b>Connection with Hi-Res Link</b>	192kHz/24bits
<b>Handheld</b>	Integrated remote control - Focal & Naim control app for iOS and Android
<b>Remote control</b>	Zigbee
<b>Dimensions (HxLxD)</b>	50 x 18½ x 24¼" (127 x 46 x 62cm)
<b>Weight (by unit)</b>	192lbs (90kg)
<b>Finish</b>	



## DIVA UTOPIA

<b>Type</b>	3-way bass-reflex active floorstanding
<b>Speaker drivers</b>	Bass: 4 x 'W' 6½" (16.5cm) push-push configuration Midbass: 'W' 6½" (16.5cm) with TMD® suspension and NIC® motor Tweeter: IAL2 1½" (27mm) pure beryllium 'M'-shaped inverted dome
<b>Bandwidth (+/-3dB)</b>	27Hz - 40kHz
<b>Low-frequency cut-off (-6dB)</b>	24Hz
<b>Maximum volume (per pair)</b>	116dB SPL (@ 1m)
<b>Amplification power per speaker driver</b>	LF: 250W Class AB - MF: 75W Class AB - HF: 75W Class AB
<b>Power supply</b>	110-120V/220-240V ~50/60Hz
<b>Inputs</b>	     
<b>Audio formats</b>	<ul style="list-style-type: none"> <li>- WAV, FLAC and AIFF - up to 24bits/384kHz</li> <li>- ALAC (Apple Lossless Audio Codec) - up to 24bits/384kHz</li> <li>- MP3 - up to 48kHz/ 320kbits (16bits)</li> <li>- AAC - up to 48kHz/ 320kbits (16bits)</li> <li>- OGG and AAC - up to 48kHz (16bits)</li> <li>- DSD64 and DSD128</li> <li>- Bluetooth® - aptX™ Adaptive, SBC, AAC</li> </ul>
<b>Multiroom</b>	Sync up to 32 Focal & Naim streaming devices and control them from the Focal & Naim app
<b>Wireless streaming features</b>	      
<b>Music streaming services via the Focal &amp; Naim app</b>	  
<b>Wireless connection</b>	UWB 96kHz/24bits
<b>Connection with Hi-Res Link</b>	192kHz/24bits
<b>Handheld</b>	Integrated remote control - Focal & Naim control app for iOS and Android
<b>Remote control</b>	Zigbee
<b>Dimensions (HxLxD)</b>	47¾ x 16½ x 22" (121 x 42 x 56cm)
<b>Weight (by unit)</b>	141lbs (64kg)
<b>Finish</b>	
<b>Optional finishes</b>	  

\*The Diva Utopia range is exclusively available in Focal Powered by Naim stores.





— 5 — FOCAL | DIVA UTOPIA

---

# 02.

## MU-SO HEKLA

**Immersive sound, sensory experience**

Dive into films, music and video games with Mu so Hekla. This immersive all-in-one system, compatible with all audiovisual content, combines Dolby Atmos® technology with outstanding performance and effortless ease of use, transforming each listening experience. Its sound spatialisation is spectacular, powered by 15 high precision speaker drivers and an amplification of 660 watts. With room adaptable settings and customisable Audio Modes, the system delivers a fully bespoke level of immersion.

---



-17- FOCAL | MU-SO HEKLA

## KEY POINTS



Dolby Atmos®  
technology



660 W amplification  
15 speakers




Exclusive  
SPHERE module



Easy control via  
the Focal & Naim app



Customizable  
audio modes



Patented ADAPT  
technology





## MU-SO HEKLA

<b>Type</b>	All-in-one Immersive system	
<b>Speaker Drivers</b>	Front: 3 x Woofers (6"x3") 2 x Midranges (2.75") 2 x Tweeters (1")	Side: 4 x Full range (1.5"x 2.75") Top: 4 x Full range (1.5"x 2.75")
<b>Bandwidth (+/-3dB)</b>	30Hz - 20kHz	
<b>Analogue outputs</b>	1 x RCA pair for subwoofer connection	
<b>Digital inputs</b>	1 x Optical TOSLINK (up to 24bits/96kHz) 1 x HDMI eARC, CEC 1 x RJ45 Ethernet	
<b>Wireless streaming technologies</b>	Google Cast, AirPlay, Bluetooth®, UPnP™, Spotify® via Spotify Connect, TIDAL® via TIDAL Connect, Qobuz® via Qobuz Connect, QQ Music® via QPlay (China only)	
<b>Audio format</b>	WAV, FLAC and AIFF, ALAC, MP3, AAC, OGG, OPUS, DSD64 and DSD128, Bluetooth® 5.1 - SBC, AAC	
<b>Multichannel Audio Format</b>	Dolby Digital AC3, Dolby Digital AC4, Dolby Digital Plus (EAC3), Dolby Digital TrueHD, Dolby MAT (HDMI only), FLAC multicanal (streamer only), WAV multicanal (streamer only), Apple APAC (streamer only)	
<b>Multiroom Connectivity</b>	Sync up to 32 Focal & Naim streaming devices and control them from the Focal & Naim App	
<b>Finishes</b>	Brushed anodised and sandblasted aluminium	
<b>Dimensions (HxWxD)</b>	4.65x39.37x11.61" (11.8x100x29.5cm)	
<b>Weight</b>	15.5 kg	



---

# 02.

# UTOPIA

## **The legend continues**

The embodiment of Focal excellence, the Utopia III Evo line is distinguished by its incredible silhouette, cutting-edge, exclusive technology, finishes inspired by the luxury car industry and, of course, the unrivalled listening experience they deliver. They are also home to the best components of their generation. Utopia is an icon, and still streets ahead of the rest.

---



# KEY POINTS



'W' sandwich cone



Pure Beryllium tweeter



TMD® suspension



Power Flower™ technology



Focus Time



Large laminar vent





# GRANDE UTOPIA EM EVO

## **The ultimate sound**

Grande Utopia has left an indelible mark with each generation; it is Focal's most successful concept. With its exceptional performance and unique style, it is no longer simply a monument to technology, it is also a sound sculpture. Each speaker driver is housed inside a separate box. These boxes make up the spectacular spinal column of the loudspeaker and can be tilted by a dedicated handle. This adjustable 'Focus Time' function means you can achieve an absolutely perfect sound image based on the configuration of your room.

# FINISHES



Carrara  
White



Black  
Lacquer



Ash  
Grey



Hot  
Chocolate



Noyer  
Naturel



Noyer  
Foncé



### GRANDE UTOPIA EM EVO



### STELLA UTOPIA EM EVO

<b>Type</b>	4-way bass-reflex floorstanding loudspeaker	3-way bass-reflex floorstanding loudspeaker
<b>Drivers</b>	<ul style="list-style-type: none"> <li>• Electromagnetic 16" (40cm) 'W' Woofer</li> <li>• Multiferrite 11" (27cm) 'W' Low-Mid Woofer</li> <li>• 2 x 6½" (16.5cm) 'W' Midrange Power Flower™ with TMD® suspension and NIC® motor</li> <li>• 1" (27mm) IAL2 pure Beryllium inverted dome tweeter</li> </ul>	<ul style="list-style-type: none"> <li>• Electromagnetic 13" (33cm) 'W' Woofer</li> <li>• 2 x 6½" (16.5cm) 'W' Midrange Power Flower™ with TMD® suspension and NIC® motor</li> <li>• 1" (27mm) IAL2 pure Beryllium inverted dome tweeter</li> </ul>
<b>Frequency response</b>	18Hz - 40kHz	22Hz - 40kHz
<b>Low frequency point (-6dB)</b>	14Hz	18Hz
<b>Crossover frequency</b>	80 / 220 / 2,300Hz	230 / 2,200Hz
<b>Sensitivity (2.83V/1 m)</b>	94dB	94dB
<b>Nominal impedance</b>	8Ω (min 3Ω)	8Ω (min 2.8Ω)
<b>Recommended amplifier power</b>	50 - 1.500W	50 - 1.000W
<b>Dimensions (HxWxD)</b>	77⁄8 x 25¾ x 34⁵⁄8" (201 x 65.4 x 88cm)	61¾ x 21¾ x 32⁵⁄8" (155.8 x 55.3 x 83cm)
<b>Weight (by unit)</b>	584lbs (265kg)	375lbs (170kg)
<b>Finishes</b>		



### MAESTRO UTOPIA EVO

3-way bass-reflex  
floorstanding loudspeaker

- 11" (27cm) 'W' Woofer with a Magnetic Damping System (MDS)
- 11" (27cm) 'W' Woofer Power Flower™
- 6½" (16,5cm) 'W' Midrange with TMD® suspension and NIC® motor
- 1" (27mm) IAL2 pure Beryllium inverted dome tweeter

25Hz - 40kHz

21Hz

280 / 2,200Hz

93dB

8Ω (min 3.1Ω)

50 - 600W

57⅞ x 17⅞ x 30¼"  
(147 x 45.5 x 77cm)

256lbs (116kg)



### SCALA UTOPIA EVO

3-way bass-reflex  
floorstanding loudspeaker

- 11" (27cm) 'W' Woofer Power Flower™
- 6½" (16,5cm) 'W' Midrange with TMD® suspension and NIC® motor
- 1" (27mm) IAL2 pure Beryllium inverted dome tweeter

27Hz - 40kHz

24Hz

220 / 2,400Hz

92dB

8Ω (min 3.2Ω)

50 - 500W

(49⅞ x 15½ x 26⅜")  
(124.7 x 39.3 x 67cm)

187lbs (85kg)





### DIABLO UTOPIA COLOUR EVO

**Type**

2-way bass-reflex compact  
bookshelf loudspeaker

**Drivers**

- 6½" (16.5cm)  
'W' Midbass Power Flower™
- 1" (27mm) IAL2 pure Beryllium  
inverted dome tweeter

**Frequency response**

44Hz - 40kHz

**Low frequency  
point (-6dB)**

40Hz

**Crossover frequency**

2,200Hz

**Sensitivity (2.83V/1 m)**

89dB

**Nominal impedance**

8Ω (min 4Ω)

**Recommended  
amplifier power**

25 - 200W

**Dimensions  
(HxWxD)**

17 x 10½ x 16¾"  
(43.1 x 25.8 x 42.7cm)

**Weight (by unit)**

44lbs (20kg)

**Finishes**



### VIVA/VIVA CENTER UTOPIA COLOUR EVO

3-way LCR bass-reflex  
loudspeaker

- 2 x 8" (21cm) 'W' Woofers
- 6½" (16.5cm) 'W' Midrange Power Flower™
- 1" (27mm) IAL2 pure Beryllium  
inverted dome tweeter

39Hz - 40kHz

34Hz

270/ 2,200Hz

92dB

8Ω (min 3.2Ω)

50 - 600W

37½ x 12½ x 20½"  
(94.2 x 32.2 x 51cm)

125lbs (57kg)





---

**SUB UTOPIA EM  
COLOUR EVO**

---

Subwoofer (see p.59)

---



---

**DIABLO UTOPIA  
COLOUR EVO STAND**

---

Height: 24" (60cm)  
Graphite Black finish

---



---

**VIVA / VIVA CENTER  
UTOPIA COLOUR EVO STAND**

---

Height: 16" (40cm)  
Graphite Black finish

---

---

# 03.

## SOPRA

### Revealing the invisible

The Sopra loudspeakers push back the limits of sound reproduction in terms of transparency, of precision, and harmonic richness. They gloriously release the essence of music: you will feel like you are listening to some sounds for the very first time... With its sleek design and its compactness, the Sopra range is a delight for aesthetes of form and sound.

---



# FINISHES



Carrara White



Electric Orange



Black Lacquer



Light Oak



Macassar

# KEY POINTS



'W' sandwich cone



Pure Beryllium IHL tweeter



TMD<sup>®</sup> suspension



NIC technology





### SOPRA N°3

### SOPRA N°2

### SOPRA N°1

<b>Type</b>	3-way bass-reflex floorstanding loudspeaker	3-way bass-reflex floorstanding loudspeaker	2-way bass-reflex bookshelf loudspeaker
<b>Drivers</b>	<ul style="list-style-type: none"> <li>• 2 x 8" (21cm) 'W' Woofer with NIC® motor</li> <li>• 6½" (16.5cm) 'W' Midrange with TMD® suspension and NIC® motor</li> <li>• 1" (27mm) IHL pure Beryllium inverted dome tweeter</li> </ul>	<ul style="list-style-type: none"> <li>• 2 x 7" (18cm) 'W' Woofer with NIC® motor</li> <li>• 6½" (16.5cm) 'W' Midrange with TMD® suspension and NIC® motor</li> <li>• 1" (27mm) IHL pure Beryllium inverted dome tweeter</li> </ul>	<ul style="list-style-type: none"> <li>• 6½" (16.5cm) 'W' Midbass with TMD® suspension and NIC® motor</li> <li>• 1" (27mm) IHL pure Beryllium inverted dome tweeter</li> </ul>
<b>Frequency response</b>	33Hz - 40kHz	34Hz - 40kHz	45Hz - 40kHz
<b>Low frequency point (-6dB)</b>	26Hz	28Hz	41Hz
<b>Crossover frequency</b>	250 / 2,200Hz	250 / 2,200Hz	2,200Hz
<b>Sensitivity (2.83V/1 m)</b>	91,5dB	91dB	89dB
<b>Nominal impedance</b>	8Ω (min 3.1Ω)	8Ω (min 3.1Ω)	8Ω (min 3.9Ω)
<b>Recommended amplifier power</b>	40 - 400W	40 - 300W	25 - 150W
<b>Dimensions (HxWxD)</b>	49⅝ x 15¾ x 23⅝" (126.4 x 40.2 x 59.5cm)	46⅞ x 14⅞ x 21¼" (119 x 35.8 x 54cm)	16⅞ x 11 x 15¾" (42.5 x 27.9 x 39.6cm)
<b>Weight (by unit)</b>	154lbs (70kg)	121lbs (55kg)	42lbs (19kg)
<b>Finishes</b>			



**SOPRA CENTER**

3-way bass-reflex center loudspeaker

- 2 x 6½" (16.5cm) 'W' Woofers
- 3" (8cm) 'W' Midrange
- 1" (27mm) IHL pure Beryllium inverted dome tweeter

55Hz - 40kHz

50Hz

500 / 2,200Hz

91dB

8Ω (min 4.1Ω)

40 - 200W

9¼ x 24 x 13¾"  
(23.5 x 60.9 x 35cm)

121lbs (19kg)



**SOPRA SURROUND BE**

2-way sealed bipolar surround loudspeaker

- 2 x 6½" (16.5cm) 'W' Midbass
- 2 x 1" (27mm) IHL pure Beryllium inverted dome tweeter

72Hz - 40kHz

59Hz

2,400Hz

91dB

4Ω / 8Ω (min 3Ω / 6Ω  
(bipolar/monopolar))

40 - 200W

15¾ x 16⅞ x 7½"  
(39 x 43 x 19cm)

28lbs (13kg)



**SW 1000 BE**

Subwoofer (see p.59)



**SOPRA STAND**

Height: 24" (60cm)  
Graphite Black finish

---

# 04.

## KANTA

### **Performance meets style**

Kanta is all about superb performance in an even more tightly controlled space. Precision, detail, warmth and musical sounding are its key sound characteristics. The range also stands out for its modern design and decidedly disruptive aesthetics. The front panels of its four models, in either a lacquered or a matte finish, offer various combination options to cater to all tastes and to suit diverse environments.

---



## FINISHES



Black Lacquer  
Black Mat



White High Gloss  
White Mat



Walnut High Gloss  
Black Mat



Walnut High Gloss  
Ivory Mat

## KEY POINTS



Flax  
cone



Beryllium  
tweeter



TMD®  
suspension



Focus  
Time





### KANTA N°3

### KANTA N°2

### KANTA N°1

<b>Type</b>	3-way bass-reflex floorstanding loudspeaker	3-way bass-reflex floorstanding loudspeaker	2-way bass-reflex bookshelf loudspeaker
<b>Drivers</b>	<ul style="list-style-type: none"> <li>• 2 x 8" (21 cm) Flax bass with NIC® motor</li> <li>• 6½" (16.5 cm) Flax Midrange with TMD® suspension and NIC® motor</li> <li>• 1" (27mm) IAL3 pure Beryllium inverted dome tweeter</li> </ul>	<ul style="list-style-type: none"> <li>• 2 x 6½" (16.5cm) Flax Woofer with NIC® motor</li> <li>• 6½" (16.5cm) Flax Midrange with TMD® suspension and NIC® motor</li> <li>• 1" (27mm) IAL3 pure Beryllium inverted dome tweeter</li> </ul>	<ul style="list-style-type: none"> <li>• 6½" (16.5 cm) Flax Midbass with TMD® suspension and NIC® motor</li> <li>• 1" (27 mm) IAL3 pure Beryllium inverted dome tweeter</li> </ul>
<b>Frequency response</b>	33Hz - 40kHz	35Hz - 40kHz	46Hz - 40kHz
<b>Low frequency point (-6dB)</b>	26Hz	29Hz	42Hz
<b>Crossover frequency</b>	250 / 2,500Hz	260 / 2,700Hz	2,400Hz
<b>Sensitivity (2.83V/1 m)</b>	91dB	91dB	88dB
<b>Nominal impedance</b>	8Ω (min 3Ω)	8Ω (min 3.1Ω)	8Ω (min 3.9Ω)
<b>Recommended amplifier power</b>	40 - 400W	40 - 300W	25 - 150W
<b>Dimensions (HxWxD)</b>	50¾ x 15¼ x 20½" (128 x 38.6 x 52cm)	44 x 12¾ x 18¾" (111.8 x 32.1 x 47.7cm)	16½ x 9¼ x 15¾" (42.2 x 23.4 x 39cm)
<b>Weight (by unit)</b>	101lbs (46kg)	77lbs (35kg)	29lbs (13kg)
<b>Finishes</b>			



### KANTA CENTER

2-way bass-reflex center loudspeaker

- 6½" (16.5 cm) Flax Midbass with TMD® suspension and NIC® motor
- 1" (27 mm) IAL3 pure Beryllium inverted dome tweeter

55Hz - 40kHz

50Hz

2,400Hz

91dB

8Ω (min 3.5Ω)

40 - 200W

9½ x 22 x 15⅜"  
(24.6 x 56.1 x 39cm)

40lbs (18kg)



### SUB 1000 F

Subwoofer (see p.59)



### KANTA N°1 STAND

Adjustable height from 24" to 25" (61.5 to 64.1cm)  
Graphite Black finish



### KANTA CENTER STAND

Adjustable height from 16.5" to 17.5" (42.4 to 45cm)  
Graphite Black finish

---

**05.**

ARIA EVO X

**High Fidelity guaranteed**

In an embodiment of expressive high fidelity, Aria Evo X preserves the DNA of Aria 900. The midrange and bass speaker drivers retain the unrivalled flax cone, which delivers a natural sound, while the 'M'-shaped TAM tweeter reproduces a broad spectrum of frequencies and offers a wide diffusion angle. A line that delivers sublime design with contemporary finishes, the Aria Evo X will delight music lovers and Home Cinema fans alike.

---



# FINISHES



Black  
High Gloss



Moss Green  
High Gloss



Prime  
Walnut

# KEY POINTS



Flax  
cone



TAM  
Tweeter



Multi-port  
Powerflow system



Leather effect  
front panel





### ARIA EVO X N°4

### ARIA EVO X N°3

### ARIA EVO X N°2

<b>Type</b>	3-way bass-reflex floorstanding loudspeaker	3-way bass-reflex floorstanding loudspeaker	3-way bass-reflex floorstanding loudspeaker
<b>Drivers</b>	<ul style="list-style-type: none"> <li>• 2 x 8" (21cm) Flax Woofer</li> <li>• 6½" (16.5cm) Flax Midrange with TMD® suspension</li> <li>• 1" (25mm) TAM Al/Mg inverted dome tweeter</li> </ul>	<ul style="list-style-type: none"> <li>• 3 x 6½" (16.5cm) Flax Woofer</li> <li>• 6½" (16.5cm) Flax Midrange with TMD® suspension</li> <li>• 1" (25mm) TAM Al/Mg inverted dome tweeter</li> </ul>	<ul style="list-style-type: none"> <li>• 2 x 6½" (16.5cm) Flax bass</li> <li>• 6½" (16.5cm) Flax Midrange with TMD® suspension</li> <li>• 1" (25mm) TAM Al/Mg inverted dome tweeter</li> </ul>
<b>Frequency response</b>	37Hz - 30kHz	39Hz - 30kHz	45Hz - 30kHz
<b>Low frequency point (-6dB)</b>	31Hz	32Hz	37Hz
<b>Crossover frequency</b>	280 / 2,600Hz	260 / 3,100Hz	290 / 2,400Hz
<b>Sensitivity (2.83V/1 m)</b>	92.5dB	92dB	91.5dB
<b>Nominal impedance</b>	8Ω (min 2.5Ω)	8Ω (min 2.8Ω)	8Ω (min 2.9Ω)
<b>Recommended amplifier power</b>	40 - 350W	40 - 300W	40 - 250W
<b>Dimensions (HxWxD)</b>	45¼ x 14⅝ x 16⅞" (115 x 37.1 x 42cm)	45¼ x 11⅝ x 14⅝" (115 x 29.4 x 37.1cm)	40¾ x 11⅝ x 14⅝" (103.5 x 29.4 x 37.1cm)
<b>Weight (by unit)</b>	77lbs (35kg)	64lbs (29kg)	55lbs (25kg)
<b>Finishes</b>			



### ARIA EVO X N°1

2-way bass-reflex  
bookshelf loudspeaker

- 6½" (16.5cm) Flax Midbass with TMD® suspension
- 1" (25mm) TAM Al/Mg inverted dome tweeter

55Hz - 30kHz

47Hz

2,800Hz

89.5dB

8Ω (min 4.6Ω)

25 - 120W

15¾ x 8⅞ x 11"  
(39 x 22.5 x 28cm)

19lbs (8.5kg)



### ARIA EVO X CENTER

2-way bass-reflex  
center loudspeaker

- 2 x 6½" (16.5cm) Flax Midbass with TMD® suspension
- 1" (25mm) TAM Al/Mg inverted dome tweeter

57Hz - 30kHz

50Hz

2,800Hz

91dB

8Ω (min 4.3Ω)

40 - 200W

7⅞ x 21 x 9⅝"  
(20 x 53.3 x 24.5cm)

23lbs (10.5kg)



### ARIA SR 900

2-way sealed bipolar  
surround loudspeaker

- 2 x 5" (13cm) Flax Midbass
- 2 x 1" (25mm) TNF Al/Mg inverted dome tweeter

85Hz - 28Hz

67Hz

2,200Hz

90dB

8Ω (min 3.6Ω)

25 - 120W

11⅞ x 15¾ x 6"  
(29.5 x 40 x 17cm)

12lbs (6kg)



### SUB 1000 F

Subwoofer (see p.59)



### STAND ARIA S 900

Aria Evo X N°1 compatible  
Height: 24" (60cm)  
Aluminium finish

---

# 06.

## THEVA

### **Experience High Fidelity**

Generous and assertive, the Theva loudspeakers promise to bring pure musical and Home Cinema experiences into your home. Packed with exclusive Focal technologies like the Slatefiber cone, they boast elegant finishes as well as meticulous details for a refined look. They combine impressive sound performance and outstanding design, embodying the best way to experience High-Fidelity.

---



# FINISHES



Black  
High Gloss



Light  
Wood



Dark  
Wood

# KEY POINTS



Slatefiber  
cone



Al/Mg  
TNF Tweeter



Dolby Atmos<sup>®</sup>  
effects



Time  
Alignment





### THEVA N°3-D

### THEVA N°3

### THEVA N°2

### THEVA N°1

<b>Type</b>	3-way bass-reflex floorstanding loudspeaker - 1-way sealed	3-way bass-reflex floorstanding loudspeaker	3-way bass-reflex floorstanding loudspeaker	2-way bass-reflex bookshelf loudspeaker
<b>Drivers</b>	<ul style="list-style-type: none"> <li>• 2 x 6½" (16.5cm) Slatefiber Woofer</li> <li>• 6½" (16.5cm) Slatefiber Midrange</li> <li>• 1" (25mm) TNF Al/Mg inverted dome tweeter</li> </ul>	<ul style="list-style-type: none"> <li>• 2 x 6½" (16.5cm) Slatefiber Woofer</li> <li>• 6½" (16.5cm) Slatefiber Midrange</li> <li>• 1" (25mm) TNF Al/Mg inverted dome tweeter</li> </ul>	<ul style="list-style-type: none"> <li>• 2 x 5" (13cm) Slatefiber Woofer</li> <li>• 5" (13cm) Slatefiber Midrange</li> <li>• 1" (25mm) TNF Al/Mg inverted dome tweeter</li> </ul>	<ul style="list-style-type: none"> <li>• 6½" (16.5cm) Slatefiber Midbass</li> <li>• 1" (25mm) TNF Al/Mg inverted dome tweeter</li> </ul>
<b>Frequency response</b>	48Hz - 28kHz Atmos: 100Hz - 20kHz	48Hz - 28kHz	53Hz - 28kHz	58Hz - 28kHz
<b>Low frequency point (-6dB)</b>	39Hz Atmos: 90Hz	39Hz	45Hz	49Hz
<b>Crossover frequency</b>	270 / 2,700Hz	270 / 2,700Hz	280 / 2,900Hz	3,000Hz
<b>Sensitivity (2.83V/1 m)</b>	91dB	91dB	90dB	89dB
<b>Nominal impedance</b>	8Ω (min 2.9Ω) Atmos: 6Ω	8Ω (min 2.9Ω)	8Ω (min 2.9Ω)	8Ω (min 4.6Ω)
<b>Recommended amplifier power</b>	40 - 250W	40 - 250W	40 - 200W	25 - 120W
<b>Dimensions (HxWxD)</b>	40⅞ x 8⅜ x 15¼" (101.9 x 21.2 x 38.8cm)	39 x 8⅜ x 15¼" (98.9 x 21.2 x 38.8cm)	36⅝ x 7½ x 13⅞" (93.1 x 19.1 x 35.2cm)	15⅜ x 8⅜ x 10¼" (39.2 x 21.2 x 26cm)
<b>Weight (by unit)</b>	48lbs (22kg)	44lbs (20kg)	37lbs (17kg)	15lbs (7kg)
<b>Finishes</b>				



**THEVA  
CENTER**

2-way sealed  
center loudspeaker

- 2x 6½" (16.5cm)  
Slatefiber Midbass
- 1" (25mm) TNF  
Al/Mg inverted  
dome tweeter

59Hz - 28kHz

51Hz

2,100Hz

91dB

8Ω (min 3.8Ω)

40 - 200W

8¼ x 20⅞ x 10"  
(21 x 53 x 25cm)

22lbs (10kg)



**THEVA  
SURROUND**

2-way sealed  
surround loudspeaker

- 2x 6½" (16.5cm)  
Slatefiber Midbass
- 1" (25mm) TNF  
Al/Mg inverted  
dome tweeter

80Hz - 28kHz

67Hz

3,000Hz

89dB

8Ω (min 4.5Ω)

25 - 100W

17½ x 12⅝ x 4"  
(44.3 x 31.6 x 10.7cm)

11lbs (5.5kg)



**SUB 600P**

Subwoofer (see p.59)



**THEVA N°1 STAND**

Height: 21¾ (55cm)  
Black finish



**THEVA CENTER STAND**

Height: 17¾ (45cm)  
Black finish

---

# 07.

# SUBWOOFERS

## **Dynamics, impact and power**

The subwoofer is a major component of any audio installation, providing dynamics and intensity. With their sleek design, Focal subwoofers offer a deep, impactful and powerful bass. They effectively complement a wide range of configurations, from the most sophisticated Home Cinema installations to compact systems. All you have to do is choose the subwoofer for you!

---





**SUB UTOPIA EM  
COLOUR EVO**



**SW 1000 BE**

<b>Type</b>	Stackable passive subwoofer	Active bass-reflex subwoofer						
<b>Drivers</b>	<ul style="list-style-type: none"> <li>• Electromagnetic 13" (33cm) 'W' Bass driver</li> <li>• Stackable (up to 3 subwoofers tall)</li> <li>• Almost 130dB SPL at 1m (in a corner)</li> </ul>	13" (33cm) 'W' Woofer						
<b>Frequency response</b>	22Hz - 500Hz	20Hz - 150Hz						
<b>Low frequency point (-6dB)</b>	19Hz	18Hz						
<b>Functions</b>	<table border="1"> <tr> <td><b>Sensitivity (2.83V/1m)</b></td> <td>93dB</td> </tr> <tr> <td><b>Nominal impedance</b></td> <td>8Ω (min 5.5Ω)</td> </tr> <tr> <td><b>Recommended amplifier power</b></td> <td>500 - 1.000W</td> </tr> </table>	<b>Sensitivity (2.83V/1m)</b>	93dB	<b>Nominal impedance</b>	8Ω (min 5.5Ω)	<b>Recommended amplifier power</b>	500 - 1.000W	<ul style="list-style-type: none"> <li>• LFE/Stereo/Digital inputs</li> <li>• Adjustable LPF: 50Hz to 150Hz (24dB/oct.), 48dB/oct.</li> <li>• Adjustable subsonic filter</li> <li>• 3 user memories</li> <li>• Night mode and Boost mode</li> <li>• Autopower</li> </ul>
<b>Sensitivity (2.83V/1m)</b>	93dB							
<b>Nominal impedance</b>	8Ω (min 5.5Ω)							
<b>Recommended amplifier power</b>	500 - 1.000W							
<b>Amplifier power</b>	-	600W BASH® amplifier						
<b>Dimensions (HxWxD)</b>	24¾ x 19 x 24¾" (63 x 48 x 62cm)	21 x 19¾ x 16 <sup>7/8</sup> " (53.5 x 50 x 43cm)						
<b>Net weight (by unit)</b>	159lbs (72kg)	92lbs (42kg)						
<b>Finishes</b>								



### SUB 1000F

Active sealed subwoofer

12" (30cm) Flax Woofer

24Hz - 160Hz

22Hz

- LFE/Stereo inputs
- Adjustable subsonic filter:  
40 to 160Hz/12dB/Oct
- Phase inverter:  
0 - 180°
- Autopower

1000W  
BASH® amplifier

16½ x 15¾ x 16½"  
(42 x 40 x 42cm)

47lbs (21.5kg)



### SUB 600P

Active closed subwoofer

12" (30cm) Polyflex Woofer

28Hz - 270Hz

26Hz

- RCA input:  
Right, left, LFE
- Crossover Frequency:  
Variable 40 - 200Hz (LFE)
- Phase inverter:  
0 - 180°
- Auto Standby  
enable / disable

600W Dynamic  
300W RMS

15¾ x 15¾ x 16¾"  
(40 x 40 x 42.5cm)

46lbs (21kg)



---

# 08.

## ASTRAL 16

### **Cinematic Grandeur**

Astral 16 is a 16-channel audio-video processor and amplifier that allows you to get the best from your loudspeakers. Compatible with Control4, Crestron, Savant and RTI, this cutting-edge electronic device incorporates 12 class-D amplifier channels and handles all audio formats (Dolby Atmos®, DTS:X™ etc.). You can control whichever system you want by room via a simple app, enjoy access to technical support at any time and customise your system as desired.

---



# KEY POINTS




Audio-video  
processor



Home Cinema &  
Multiroom



Dolby Atmos®  
DTS:X™ - Auro-3D®



Upgradable  
product





## ASTRAL 16

<b>Type</b>	16 channel audio-video processor and amplifier	
<b>Main features</b>	• Compatible formats	Dolby Atmos <sup>®</sup> / DTS:X™ / Auro-3D <sup>®</sup>
	• Compatible formats	Powered by Dirac Live <sup>®</sup> : target curve editable from 20Hz to 20kHz for all channels (including subwoofers), phase correction full bandwidth 20Hz - 20kHz on all channels (including subwoofers)
	• 'Remote Monitoring' function	
<b>Multichannel / Surround Processing</b>	• Output channels	16
	• Decoding / upmixing channels	Up to 16 channels
<b>HDMI</b>	• Input sampling rate supported	Up to 192kHz
	• Stereo downmix	Fully flexible
	• Bass management	Unlimited
	• Multi-subwoofer channels	(6-12-18-24-36-48dB/oct)
	• Multi-way crossover	
	• 20 Parametric EQ per channel	
	• HDMI inputs	7 : HDMI 2.0 / HDCP 2.2
• HDMI outputs (mirror)	1 : HDMI 2.0 / HDCP 2.2 (with eARC) 2 : HDMI 2.0 / HDCP 2.2	
<b>Audio Inputs</b>	• Supported video format	up to 4K UHD
	• High Dynamic Range	HDR10 / HLG
	• Color Space and Subsampling	4:4:4, 4:2:2, 4:2:0
	• Deep Color	12 bpc
	• Max resolution supported	4K 60fps 4:4:4 8bpc
	• HDMI	3D / 4K / eARC
	• Digital input	3 x coaxial, 3 x optical
• Analog stereo inputs	4 x RCA inputs	
<b>Amplified Audio Outputs</b>	• Amplified main outputs	12
	• Analog main outputs, balanced	4 x XLR
	• Stereo downmix outputs, balanced	2 x XLR
	• Technology	Class D
	• Amplified channels	12
	• Continuous power output, per channel, to 0.1%THD	8Ω / 4Ω / 2.7Ω
	• 3 channels driven simultaneous	200W / 400W / 650W
• 6 channels driven simultaneous	200W / 350W / 350W	
• 12 channels driven simultaneous	200W / 300W	

<b>Set-Up Management</b>	<ul style="list-style-type: none"> <li>• Configurable multi-theater management</li> <li>• Configurable audio zones management</li> <li>• Unlimited Theater and audio zones listening presets</li> <li>• Backup and restore of set-up</li> <li>• Firmware update via USB/network</li> </ul>	
<b>Control Inputs and Outputs</b>	<ul style="list-style-type: none"> <li>• USB type A</li> <li>• Ethernet</li> <li>• Trigger</li> <li>• IR remote ports, in/out</li> </ul>	<p>2</p> <p>4 (out)</p> <p>1 / 1</p>
<b>Control and custom Installation</b>	<ul style="list-style-type: none"> <li>• Web-based product configurator</li> <li>• TCP/IP API based control</li> <li>• Focal Remote iPad® control application</li> <li>• Home automation</li> <li>• Front panel display</li> </ul>	<p>Control4, Crestron, RTI and Savant</p> <p>TFT 4.3"</p>
<b>Power Supply</b>	<ul style="list-style-type: none"> <li>• Voltage range</li> <li>• Type</li> <li>• Range selection</li> </ul>	<p>100V to 240V</p> <p>SMPS</p> <p>Universal</p>
<b>Supplied with</b>	<ul style="list-style-type: none"> <li>• Calibrated measurement microphone and tripod</li> <li>• Dirac Live® license</li> <li>• 32.9ft (10m) cable with infra-red detector</li> <li>• Mounting kit</li> </ul>	
<b>Dimensions with stands (HxWxD)</b>	<p>7½ x 18¾ x 19¼"</p> <p>(19.1 x 47.9 x 49cm)</p>	
<b>Weight</b>	<p>Weight with stands</p> <p>Weight with accessories for Rack</p>	<p>44.1lbs (20kg)</p> <p>50.7lbs (23 kg)</p>


---

# FOCAL & NAIM

## **Complete systems**

With Focal and Naim products, you can enjoy a complete audio solution. Focal loudspeakers deliver exceptionally precise sound, perfectly embodying the spirit of high fidelity. Their performance is elevated even further by the outstanding Naim electronics ranges (all in one players, streamers, amplifiers...), which also provide a simple way to manage your music, access integrated streaming services (Spotify, TIDAL, Qobuz...) and much more.

---



Focal  
loudspeakers



Naim  
electronics



Matching  
cables

---

THEVA N°3  
& UNITI ATOM

---



---

ARIA EVO X N°1  
& UNITI ATOM

---



---

KANTA N°2  
& UNITI NOVA

---



---

SOPRA N°2  
& UNITI NOVA PE

---



---

SCALA UTOPIA EVO  
& 300 SERIES

---





DIVA UTOPIA



UTOPIA



'Spoiler alert— they sound superb'

WIRED



'Disruptive in every way, and desirable too'

DIAPASON D'OR



'Musically, audiophiles could not ask for anything more than the Grande'

AUDIOPHILIA

'The Stellas are really bespoke loudspeakers, and to me, musical works of art'

TONE PUBLICATIONS



'With all that grace, power, and finesse on tap, when it comes to music the Maestro is a genuinely do it all performer'

HIFI PLUS





SOPRA



'The Sopra N°2 is literally and figuratively an impressive loudspeaker'

THE EAR



'It's difficult to live without it'

SOUND STAGE HIFI



KANTA



'The Focal Kanta N°3 delivers terrific sound quality and a stylish design for its price'

WHAT HI-FI

'Tonally, the Focal is absolutely magnificent'

AVFORUMS





## ARIA EVO X



'Bright, transparent and brilliant in every way'

BLOG SON VIDÉO

'We've retained the original soul and charm of the Aria range while enjoying a smoother and fuller signal'

LES ANNÉES LASER



'Focal are the speaker company winning 2024 with the introduction of its new Aria Evo X range'

TECHRADAR



## THEVA



'Big, confident and engaging sound'

HI-FI CHOICE

'Wide and dimensional stereo imaging. Great balance and fluidity across registers. Warm midrange, creamy treble. Impressive dynamics.'

WIRED

'There's dexterity and detail on offer here that brings music to life'

AVFORUMS



# ASTRAL 16



'An experience that was spine-tingling'

HOME CINEMA CHOICE



'This is high-end hardware fit for the finest of setups'

AVTECH MEDIA



---

# COLLECTIONS

Combining performance and design, Focal's collections are a revelation, awakening the emotions : at home with hi-fi, connected loudspeakers, Home Cinema systems and open-/closed-back headphones; on the go with incar kits; during travel with Bluetooth® Noise Cancelling Headphones; in the studio with monitors and professional headphones ; for outdoor spaces and at sea with yacht solutions.

---



Home Collection



Motorities Collection



Professional Collection

---

**FOCAL** *Powered by* **naim**

**Enjoy an incredible sound experience**

Find our products in 10,000 retail partner stores across the world, but also in our Focal Powered by Naim shops. These stores, dedicated to our brands, invite you to dive into our world, our savoir-faire and immerse yourself in the Focal & Naim sound.

**[www.focalpoweredbynaim.com](http://www.focalpoweredbynaim.com)**

---



For more information, find us at:





Focal JMLab®

BP 374 - 108, rue de l'Avenir - 42353 La Talaudière cedex - France - +33 (0) 477 435 700

Focal® is a registered trademark of Focal JMLab®, Naim® is a registered trademark of Naim Audio®.

Due to constant technological advances, Focal JMLab® and Naim Audio® reserve the right to modify specifications without notice.

Non-binding pictures. Pictures : DieFrau / L'Atelier Sylvain Madelon / Nicolas Reynaud. SCLC - 13/02/2026 - v6

PCCG1316 EN



3 544058 724091